

Customer and Order Information

Purchase Order *	Tag	v.1101
Dealer/Provider Name *		
Purchaser Name and Contact Information *		
Shipping Address *		
User Information (if available)	Weight _____ lbs Height _____ ft/in	* required


Order Notes/Instructions

Base Chair

Bentley LT-R 20° Manual Tilt Wheelchair

Reverse Wheel Layout enhances user access for self-propulsion. pdgmobility.com/blt-r

<input checked="" type="checkbox"/> 2701000	Bentley 20° Manual Tilt Wheelchair	\$ 4,300
<input checked="" type="checkbox"/> 2701009	Lightweight Aluminum Frame and Reverse Wheel Layout Upgrade	\$ 300

 Choose the standard **Bentley** with a steel frame for agitated or heavier users. See separate order form.

Frame Type & Weight Capacity

Frame Type

All frames offer 300 lbs Weight Capacity.

<input type="checkbox"/> 2702010	Fixed Width Frame Select a Fixed Seat Width below.	
<input type="checkbox"/> 2702025	Adjustable Width Frame Select an Adjustable Seat Width below.	\$ 100

User Weight Range

Required for setup of tilt uplift force.

<input type="checkbox"/> 2702430	Up to 75 lbs	<input type="checkbox"/> 2702431	75 lbs to 100 lbs	<input type="checkbox"/> 2702432	100 lbs to 115 lbs
<input type="checkbox"/> 2702433	115 lbs to 150 lbs	<input type="checkbox"/> 2702434	150 lbs to 200 lbs	<input type="checkbox"/> 2702435	200 lbs to 250 lbs
<input type="checkbox"/> 2702436	250 lbs to 300 lbs				

Frame Options

<input type="checkbox"/> 2702300	Transit Tie Down System (TTDS)
----------------------------------	---------------------------------------

TTDS includes 4 factory-installed transport brackets. TTDS has been tested according to ANSI/RESNA WC 19. See Owners Manual for complete details.

Seat Width

Overall chair width is +10.5".

Fixed Seat Widths

Order with Fixed Frame.

<input type="checkbox"/> 2703015	15" Seat Width	<input type="checkbox"/> 2703016	16" Seat Width	<input type="checkbox"/> 2703017	17" Seat Width
<input type="checkbox"/> 2703018	18" Seat Width	<input type="checkbox"/> 2703019	19" Seat Width		
<input type="checkbox"/> 2703020	20" Seat Width	<input type="checkbox"/> 2703021	21" Seat Width	<input type="checkbox"/> 2703022	22" Seat Width
<input type="checkbox"/> 2703023	23" Seat Width				\$ 375
<input type="checkbox"/> 2703024	24" Seat Width				\$ 375



Adjustable Seat Widths

Order with Adjustable Frame.

<input type="checkbox"/> 2703112	12"-16" Range - Set at 12"	<input type="checkbox"/> 2703113	12"-16" Range - Set at 13"	<input type="checkbox"/> 2703114	12"-16" Range - Set at 14"
<input type="checkbox"/> 2703115	12"-16" Range - Set at 15"	<input type="checkbox"/> 2703116	12"-16" Range - Set at 16"		
<input type="checkbox"/> 2703215	15"-20" Range - Set at 15"	<input type="checkbox"/> 2703216	15"-20" Range - Set at 16"	<input type="checkbox"/> 2703217	15"-20" Range - Set at 17"
<input type="checkbox"/> 2703218	15"-20" Range - Set at 18"	<input type="checkbox"/> 2703219	15"-20" Range - Set at 19"		
<input type="checkbox"/> 2703220	15"-20" Range - Set at 20"				

Seat Depth		
Standard Seat Depths (Adjustable)		
<input type="checkbox"/> 2704016	16" Seat Depth	<input type="checkbox"/> 2704017 17" Seat Depth
<input type="checkbox"/> 2704018	18" Seat Depth	<input type="checkbox"/> 2704019 19" Seat Depth
<input type="checkbox"/> 2704020	20" Seat Depth	
Custom Seat Depths		
<input type="checkbox"/> 2704021	21" Seat Depth	\$ 400
<input type="checkbox"/> 2704022	22" Seat Depth	\$ 400

Frame Colour		
PDG Premium Colours View colour swatches on PDG's website. pdgmobility.com/colours		
<input type="checkbox"/> 2705001	Black Shimmer	<input type="checkbox"/> 2705015 Sky Blue
<input type="checkbox"/> 2705003	Fine Texture Black	<input type="checkbox"/> 2705010 Lollypop Blue
<input type="checkbox"/> 2705017	Arctic Grey	<input type="checkbox"/> 2705018 Tropical Teal
<input type="checkbox"/> 2705020	Olive Green	<input type="checkbox"/> 2705021 Lush Lilac
<input type="checkbox"/> 2705022	Leaf Green	<input type="checkbox"/> 2705023 Boysenberry Purple
<input type="checkbox"/> 2705016	Poppy Red	<input type="checkbox"/> 2705011 Lollypop Red
		<input type="checkbox"/> 2705019 Tangerine Orange
		<input type="checkbox"/> 2705012 Bubble Gum Pink
		<input type="checkbox"/> 2705014 Daffodil Yellow
<input type="checkbox"/> 2705200	Custom Colour Contact PDG for specifications.	\$ 300

Armrests		
<input type="checkbox"/> 2706000	No Armrests	
Height Adjustable Armrests (Single Post)		\$ 295
<input type="checkbox"/> 2706111	8"-11" Range	<input type="checkbox"/> 2706114 10"-14" Range
<input type="checkbox"/> 2706116	12"-16" Range	
<input type="checkbox"/> 2706100	Fixed Height Armrests (12") Full Length Armpad only.	
	Armrest Height If provided, Armrests will be set to this height by PDG. If left blank, the default setting will be used. Seat Pan to top of Armrest: _____ Does not include height of Armpad	
	Armrest Position Indicate preference for Armrest position. If left blank, the default setting will be used. In the interest of maintaining chair stability and avoiding interference with other chair functions, PDG may not be able to accommodate stated preference.	
<input type="checkbox"/> 2706401	Rear Default Position	<input type="checkbox"/> 2706403 Front

Armpads		
Regular Armpads		
<input type="checkbox"/> 2707100	Desk Length - 2" x 10"	<input type="checkbox"/> 2707101 Full Length - 2" x 14"
Waterfall Armpads		\$ 115
<input type="checkbox"/> 2707105	Desk Length - 2" x 10"	<input type="checkbox"/> 2707106 Full Length - 2" x 14"
Wide Armpads May interfere with wheels in some tilt configurations.		\$ 200
<input type="checkbox"/> 2707110	Desk Length - 3" x 10"	<input type="checkbox"/> 2707111 Full Length - 3" x 12"
Gel Armpads May interfere with wheels in some tilt configurations.		\$ 135
<input type="checkbox"/> 2707120	Full Length - 2" x 12"	<input type="checkbox"/> 2707121 Full Length - 3.5" x 12"
Contour Arm Trough with Hand Pad May interfere with wheels in some tilt configurations.		\$ 125
<input type="checkbox"/> 2707130	Right (4.5" x 18")	<input type="checkbox"/> 2707131 Left (4.5" x 18")


Armrest Options		
Armrest Wideners Move Armrests outward by up to 1" on each side. Seat size does not change.		
<input type="checkbox"/> 2707210	1" Total Additional Width	\$ 95
<input type="checkbox"/> 2707211	2" Total Additional Width	\$ 195
<input type="checkbox"/> 2707310	Clothing Guards Not compatible with 8"-11" Height range.	\$ 110
Armrest Extensions Not compatible with Desk Length Armpads.		\$ 75
<input type="checkbox"/> 2707400	3" Extension - Forward	<input type="checkbox"/> 2707401 3" Extension - Rearward

Wheel Locks & Brakes			
User Wheel Locks			
<input type="checkbox"/> 2716010	Push to Lock	<input type="checkbox"/> 2716020	Pull to Lock
User-activated Unilateral Wheel Lock Pull to Lock.			\$ 795
<input type="checkbox"/> 1016310	Left Activation	<input type="checkbox"/> 1016311	Right Activation

Wheel Lock Options			
<input type="checkbox"/> 2716100	Wheel Lock Extensions		\$ 60
<input type="checkbox"/> 2716200	Hill Holders	Requires Pneumatic Large Tires with Flat-Free Inserts.	
			\$ 450

Anti-Tippers			
Front Anti-Tippers Required Safety Option. Must choose one type.			
<input type="checkbox"/> 2717010	Standard		\$ 75
<input type="checkbox"/> 2717015	Spring-loaded	Dampens the forward-tip movement of the chair during transfers and allows for improved ground clearance. Not removable.	
			\$ 200

Back Posts			
Back Post Style			
<input checked="" type="checkbox"/>	2718010	Stroller Handle Back	
Back Post Height Measured from the Seat Pan to the Handle.			
<input type="checkbox"/>	2718425	Short (22")	<input type="checkbox"/> 2718431 Tall (25")
Back Post Folding Fold-down Back is not compatible with Reclining Backrest, Dynamic Rocker Back and will be substituted with a Non-folding Back.			
<input checked="" type="checkbox"/>	2719220	Fold-down	
Seat to Back Angle Seat Angles above 98° may cause interference at Seat Depths above 19".			
<input type="checkbox"/>	2719090	Set at 90°	<input type="checkbox"/> 2719098 Set at 98° <input type="checkbox"/> 2719106 Set at 106°
<input type="checkbox"/>	2719114	Set at 114°	<input type="checkbox"/> 2719122 Set at 122°

Back Options			
Angle/Height Adjustable Stroller Handle Not compatible with Headrest Mounting Plate.			\$ 150
<input type="checkbox"/> 2719010	Button on Outside	<input type="checkbox"/> 2719011	Button on Inside
Endomorph Back Backrest will be narrower than Seat by total of 2x the Offset selected below. Minimum width of Backrest is 12". Not compatible with Dynamic Rocker Back, Reclining Backrest. Requires Straight Back Post.			\$ 395
<input type="checkbox"/> 2718102	1" Offset per side	<input type="checkbox"/> 2718103	1.5" Offset per side
<input type="checkbox"/> 2718104	2" Offset per side		
<input type="checkbox"/> 2719210	10" Backrest Extension	Requires Angle/Height Adjustable Stroller Handle.	
			\$ 150
<input type="checkbox"/> 2719212	Headrest Mounting Plate	Not compatible with Backrest Extension, Angle/Height Adjustable Stroller Handle. Not required if mounting to a solid Back.	
			\$ 95
<input type="checkbox"/> 2719230	Spring Back Suspension	Not compatible with Reclining Back.	
			\$ 105
<input type="checkbox"/> 2719240	Seating Dynamics Dynamic Rocker Back Interface		
			\$ 2,995
	Not compatible with Fold-down Back, Endomorph Back, 30° Recline, Standard Upholstery. Finished Back Post Height is 4" taller than selected Back Post		
	Choose the standard Bentley with a steel frame for highly agitated users. See separate order form.		

Back Upholstery				
<input type="checkbox"/>	2720000	No Back Upholstery		
Standard Upholstery				\$ 195
<input type="checkbox"/>	2720418	Short (18" Height)	<input type="checkbox"/> 2720421 Regular (21" Height)	<input type="checkbox"/> 2720424 Tall (24" Height)
Tension Adjustable Upholstery		Height of Upholstery is 16". Not available with Cane Handle Back.		
<input type="checkbox"/>	2720450	For 14" to 22" Seat Width		\$ 295
<input type="checkbox"/>	2720451	For 23" to 24" Seat Width		\$ 375

See next page for more options >

Position of Upholstery Select the desired position of the top of the Upholstery relative to the Seat Pan.

22" Back Post									
Style	17"	18"	19"	20"	21"	22"	23"	24"	25"
Short	<input type="checkbox"/>	<input type="checkbox"/>	<input type="checkbox"/>	<input type="checkbox"/>	<input type="checkbox"/>	<input type="checkbox"/>			
Regular				<input type="checkbox"/>	<input type="checkbox"/>	<input type="checkbox"/>			
Tension Adj			<input type="checkbox"/>	<input type="checkbox"/>	<input type="checkbox"/>	<input type="checkbox"/>			

25" Back Post									
Style	17"	18"	19"	20"	21"	22"	23"	24"	25"
Short	<input type="checkbox"/>	<input type="checkbox"/>	<input type="checkbox"/>	<input type="checkbox"/>	<input type="checkbox"/>	<input type="checkbox"/>	<input type="checkbox"/>	<input type="checkbox"/>	<input type="checkbox"/>
Regular				<input type="checkbox"/>	<input type="checkbox"/>	<input type="checkbox"/>	<input type="checkbox"/>	<input type="checkbox"/>	<input type="checkbox"/>
Tall							<input type="checkbox"/>	<input type="checkbox"/>	<input type="checkbox"/>
Tension Adj			<input type="checkbox"/>	<input type="checkbox"/>	<input type="checkbox"/>	<input type="checkbox"/>	<input type="checkbox"/>	<input type="checkbox"/>	<input type="checkbox"/>

Tilt Activation**Attendant Tilt only** Select trigger mounting location below.

- ☐ 2723011 Right Back Post ☐ 2723012 Left Back Post
- ☐ 2723013 Two Trigger Setup A Trigger mounted on each side of the Stroller Handle. Reduces grip force required to activate tilt. Not compatible with Reclining Backrest, Drum Brakes.

User Tilt only Full Length Arm Pads only. Select trigger mounting location below.

\$ 100

- ☐ 2723021 Right Armrest ☐ 2723022 Left Armrest

Attendant & User Tilt Not compatible with Tall (25") Back Post, Reclining Backrest. Full Length Arm Pads only. Select trigger mounting locations below.

\$ 195

- ☐ 2723031 Right Back Post ☐ 2723032 Left Back Post
- ☐ 2723041 Right Armrest ☐ 2723042 Left Armrest

Power Tilt 250 lbs Weight Capacity. 20° tilt range. Includes 2 batteries for off-chair charging. pdgmobility.com/power-tilt

Power Tilt is compatible with either O2 Holder or IV Pole on the same chair, not both. Not available for 12" STF Height.

- ☐ 2723400 Standard Power Tilt \$ 1,795
- ☐ 2723410 Power Tilt with Manual Tilt Override Allows for instant manual release of tilt in case of power tilt failure. Minimum Seat Width is 16". \$ 2,295

- Select Control Switch
- ☐ 2723421 Toggle Switch Installed on Right side ☐ 2723422 Toggle Switch Installed on Left side
- ☐ 2723431 Button Switch Installed on Right side ☐ 2723432 Button Switch Installed on Left side
- ☐ 2723440 Stealth Egg Switch Not installed
- Optional for Egg Switch: ☐ 2723445 Swing Away Mounting Hardware Not compatible with all Headrest makes and models. \$ 625

Specify Headrest to be used: _____

Recline

- ☐ 2723310 **Reclining Backrest (Manual)** \$ 895
- 30° maximum recline. Not compatible with Backrest Extension, Fold-down Back, Tension Adjustable Upholstery, Dynamic Rocker Back, Endomorph Back. Requires longer Frame. Maximum Seat Depth is 19". Finished Back Post Height is 3" taller than selected Back Post Height.


Front Rigging

- ☐ 2725000 **No Front Rigging**
- Easy-Out Front Rigging** Effortless insertion and removal. No Hanger Bracket remains on frame. pdgmobility.com/easy-out
- ☐ 2725410 Fixed 70° Not available for 12" STF Height. \$ 95
- ☐ 2725420 Universal Angle Adjustable (0°-110°) Set at angle: _____ (use increments of 10°) 12" STF Height is only compatible with 0°-60°. \$ 295
- Adjust angle by loosening one bolt. Tool-free leg-length adjustment.
- Optional for Universal AA: ☐ 2725421 AA High-mount Option For shorter Lower Leg Lengths of 8"-12.5".
- ☐ 2725110 **Standard Plug In 70° Front Rigging** Legacy Design. Not compatible with Easy-Out.

Footplates

- ☐ 2726010 **Composite Footplates**
- ☐ 2726020 **Aluminum Angle Adjustable Footplates** \$ 165
- ☐ 2726030 **One Piece Fixed Footplate** Available on Plug In Front Rigging only. Requires selection of Composite or Aluminum Angle Adjustable. \$ 350
- ☐ 2726040 **One Piece Flip-up Footplate** Requires selection of Composite or Aluminum Angle Adjustable. \$ 395
- ☐ 2726050 **Interlocking Angle Adjustable Footplates** Available for Seat Widths up to 21" only. \$ 195

Footrest/Legrest Accessories			
<input type="checkbox"/>	2727012	Calf Pads Includes reinforced premium Calf Pad mount.	\$ 200
<input type="checkbox"/>	2727032	Gel Knee Pads Compatible with Universal Angle Adjustable Front Rigging only.	\$ 200
<input type="checkbox"/>	2727040	Length Adjustable Heel Loops	\$ 50
<input type="checkbox"/>	2727050	Bodypoint Padded Calf Strap	\$ 195

Front Rigging Extension Tubes			
Regular Extension Tubes No selection required for Easy-Out AA High-mount Option.			
<input type="checkbox"/>	2728010	Short 14"-18" for Easy-Out Front Rigging 13"-17" for Standard Plug In Front Rigging	
<input type="checkbox"/>	2728020	Long 18"-24" for Easy-Out Front Rigging 15"-19" for Standard Plug In Front Rigging	\$ 75
 Lower Leg Length If provided, Front Rigging will be set to this length by PDG. If left blank, the default setting will be used. Seat Pan to Foot Plates: _____ Measured along the length of the Front Rigging. Consider the height of your Seat Cushion.			

Miscellaneous Options			
Spoke Guards Made from durable and lightweight aluminum.			
<input type="checkbox"/>	2730020	Black	<input type="checkbox"/> 2730021 Frame Color
<input type="checkbox"/>	2730050	Protective Lower Padding	\$ 795
Stealth Flip Down Abductor Includes wedge-style pad. Requires Solid Seat Pan.			
<input type="checkbox"/>	2730060	Small Pad 3"x4"x3"x2" size	<input type="checkbox"/> 2730062 Large Pad 5"x5"x4"x3" size
<input type="checkbox"/>	2730080	Gel Hip Guides Reduces available Seat Width by 2".	\$ 495
<input type="checkbox"/>	2730110	IV Pole	\$ 295
<input type="checkbox"/>	2730120	O2 Holder	\$ 395
<input type="checkbox"/>	2730200	Q'Straint Lap Belt Model S5-6329-11. For use with WC-19 Transit Tie Down System. 24"-51" Belt Length.	\$ 245
<input type="checkbox"/>	2730222	Medical Necessities Backpack Black with Permobil Logo.	\$ 95
<input type="checkbox"/>	2730169	Rubber Shroud for Caster Journals	\$ 50
<input type="checkbox"/>	2730170	Adhesive Back Hook Strip, 2" x 30" For Cushion mounting.	\$ 10

On-Chair Seating & Positioning			
	Refer to the separate Seating & Positioning order form for PDG's on-chair options. Standard PDG discounts apply. pdgmobility.com/seating		

Please send your completed order form by email to sales.pdg@permobil.com.