

TiLite T-Series Canadian Order Form

Effective Aug 2025 (New Items in Red)

DUAL-TUBE RIGID FRAME

Page 1 of 8

PROVIDER INFORMATION

Provider:	Account #:		
PO:	Ordered By:		
Email:	SHIP TO INFORMATION		
Mark For:	Name:	Ship Via:	
TiLite Sales Rep:	Address:		
TiLite Information:	Promo Code:	City:	Province: Postal Code:
Ship Date:	Order #:	Phone:	Fax:

Please Email to the Permobil Manual Customer Experience Team at orders@permobil.com or Fax to 509.586.2413



FRAME STYLE

- | | | |
|-------|---|----------------|
| ATFS1 | <input type="checkbox"/> Aero T Aluminum Frame (Full Adjustability. 265 Pound Weight Limit)..... | \$4,036 |
| TAFS1 | <input type="checkbox"/> TRA Titanium Frame (Full Adjustability. 265 Pound Weight Limit)..... | \$5,348 |
| TRFS1 | <input type="checkbox"/> TR Titanium Frame Ultimate TiFIT (Minimal Adjustability. 265 Pound Weight Limit)..... | \$5,580 |
| THDR1 | <input type="checkbox"/> Heavy Duty Frame (Not Available with TR Titanium Frame. 350 Pound Weight Limit. Requires Tension Adjustable by Straps Back Upholstery. Requires Folding Aluminum Adjustable Height Backrest, Billet Aluminum Front Wheels, Shadow or Spinergy SPOX Rear Wheels. LX Rear Wheels only available with 0 or 2 degree camber. Not available with Slipstream Fork, Velcro Adjustable Upholstery or Glide™ Forks.)..... | NCO |
| TQST1 | <input type="checkbox"/> Q'Straint Adaptable Frame (Not Available with TR Titanium Frame. 350 Pound Weight Limit. Requires Tension Adjustable by Straps Back Upholstery. Requires Folding Aluminum Adjustable Height Backrest, Billet Aluminum Front Wheels, Shadow or Spinergy SPOX Rear Wheels. LX Rear Wheels. only available with 0 or 2 degree camber. Not available with Slipstream Fork, Velcro Adjustable Upholstery, Open Loop Footrest, V-Front Taper or Glide™ Forks.)..... | NCO |
| TRFR1 | <input type="checkbox"/> Reinforced Frame | NCO |




SMARTDRIVE POWER ASSIST SYSTEM



- | | | |
|----------|--|----------------|
| TMAXSD1 | <input type="checkbox"/> Permobil Smart Drive MX2+* (Must also select Battery Pack when selecting this option. N/A with rear seat heights less than 13.5" or 20" rearwheels)..... | \$7,461 |
| TMAXSD9 | <input type="checkbox"/> Battery Pack (Enclosed in SmartDrive system.)..... | \$528 |
| | TMAXSD18 <input type="checkbox"/> SwitchControl Buttons | NCO |
| TMAXSD8 | <input type="checkbox"/> SwitchControl with Mono Jack Option | NCO |
| | TMAXSD19 <input type="checkbox"/> NEW Buddy Button | NCO |
| TMAXSD4 | <input type="checkbox"/> Carrying Bag | \$110 |
| TMAXSD10 | <input type="checkbox"/> Universal Padded Handle | \$31 |

*SmartDrive apps available on Apple App Store and Google Play Store for Apple Watch Series 5 or newer and Samsung Galaxy Watch 4 or newer.

FRAME FINISHES

- | | | |
|-------|--|--------------|
| TFF1 | <input type="checkbox"/> Satin (Available with Titanium Frame only)..... | STD |
| SCBT1 | <input type="checkbox"/> Satin Finish Buffing Pads | \$22 |
| TFF3 | <input type="checkbox"/> Tattooed Titanium™ (Tattoos on front frame tubes. Titanium frame finished in Satin. Tattoos will be trimmed and adjusted to fit your frame.)..... | \$394 |
| TFF45 | <input type="checkbox"/> Need for Speed | |
| |  | |
| TFF43 | <input type="checkbox"/> Mosaic | |
| |  | |
| | <input type="checkbox"/> TFF44 Flower Garden | |
| |  | |
| | <input type="checkbox"/> TFF8 High Gloss Black <input type="checkbox"/> TFF10 Red Pepper <input type="checkbox"/> TFF29 Neon Pink
<input type="checkbox"/> TFF14 Ocean Blue Metallic <input type="checkbox"/> TFF15 Tangerine Metallic <input type="checkbox"/> TFF30 Acid Green Metallic
<input type="checkbox"/> TFF17 Midnight Blue Pearl <input type="checkbox"/> TFF18 White Pearl <input type="checkbox"/> TFF19 Black Lava
<input type="checkbox"/> TFF27 Titanium Grey <input type="checkbox"/> TFF59 Pomegranate Red <input type="checkbox"/> TFF62 Blue Mist
<input type="checkbox"/> TFF57 Indigo Purple <input type="checkbox"/> TFF40 Hyper Blue <input type="checkbox"/> TFF41 Flame Orange
<input type="checkbox"/> TFF42 OD Green <input type="checkbox"/> TFF60 Silver Streak <input type="checkbox"/> TFF63 Lavender Dusk
<input type="checkbox"/> TFF58 Black Galaxy <input type="checkbox"/> TFF61 Seafoam Green <input type="checkbox"/> TFF64 Daffodil Yellow..... | STD |

COLOR ANODIZE PACKAGE

Color Anodize Package includes: Caster Mount, Caster Fork, and Caster Caps. If no anodize color is selected, the default will be black.)

- | | |
|--|-------------|
| <input type="checkbox"/> ZANO1 Black..... | STD |
| <input type="checkbox"/> ZAN12 Gold <input type="checkbox"/> ZAN15 Green <input type="checkbox"/> ZAN13 Purple <input type="checkbox"/> ZAN14 Orange <input type="checkbox"/> ZAN10 Blue <input type="checkbox"/> ZAN11 Red..... | \$99 |



Permobil.com
2701 West Court Street / Pasco, Washington 99301
Tel 800 736 0925 or Email tlitesales@permobil.com

OF0029c T Series 0419RevP

TiLite T-Series Canadian Order Form

Effective Aug 2025 (New Items in Red)

DUAL-TUBE RIGID FRAME

Page 2 of 8

TiFit: TAILORED INDIVIDUALIZED FRAME

Measurements shown below are our most popular selections. **Not seeing what you want?** Contact customer service or visit our Creative Mobility Division (CMD) catalog [here](#) to view additional options.

REAR SEAT WIDTH A Measure from outside of seat tube at back post to the outside of the opposite seat tube at back post.

TSW1 ☐ 12" ☐ 13" ☐ 14" ☐ 15" ☐ 16" ☐ 17" ☐ 18" ☐ 19".....**STD**
TSW2 ☐ 20".....**\$541**

FRONT SEAT WIDTH (SEAT TAPER) T Measure from inside of front frame tube to inside of opposite front frame tube. (Required with V-Front End v. Not Available with Standard Front End.)

TFSW1 ☐ No Taper.....**STD**
TFSW2 ☐ 1" (2.5cm) Taper (3" Narrower than Rear Seat Width A. Includes Tension Adjustable by Straps Seat Upholstery, **Bolt On Adjustable Sling available through our Creative Mobility Division #20**),.....**\$306**
TFSW4 ☐ 2" (5.1cm) Taper (4" Narrower than Rear Seat Width A. Includes Tension Adjustable by Straps Seat Upholstery, **Bolt On Adjustable Sling available through our Creative Mobility Division #20**),.....**\$306**

SEAT DEPTH B Measure from front of back post to the front edge of seat sling. Frame bend will start .5" in front of seat sling unless Custom Frame Depth is specified, or the combination of specifications affect the rolling dynamics of the chair.

TSD1 ☐ 12" ☐ 13" ☐ 14" ☐ 15" ☐ 16" ☐ 17" ☐ 18" ☐ 19".....**STD**
TSD2 ☐ 20".....**\$590**
TSD3 ☐ Custom Frame Depth: _____" Frame Depth Longer or Shorter Than Seat Depth (Measure from front of seat sling to beginning of frame bend. Ranges from 0.25" to 3" and can be given as specific as 1/4" increments. A negative Custom Frame Depth or specified above 3" may be available through our Creative Mobility Division. A Custom Frame Depth of 20" will have an additional charge).....**NCO**

ERGONOMIC SEAT U Measure from front of back post to beginning of upward bend of seat tube.

TERG1 ☐ TR Ergonomic Seat (Tension Adjustable by strap comes standard. **Bolt On Adjustable Sling available through our Creative Mobility Division #20. Solid Seat available through Creative Mobility Division #16.**)
☐ 5" (12.7cm) ☐ 6" (15.2cm) ☐ 7" (17.8cm) ☐ 8" (20.3cm) ☐ 9" (22.9cm).....**\$465**
TERG2 ☐ AeroT and TRA Ergonomic Seat (Tension Adjustable by strap comes standard, Center of Gravity adjustment may be affected by this option. Not available with V-Front or Seat Taper, Desk Arms, Depth Adjustable Backrests, Fold Down Rigid Sideguards, Fendered Adjustable Sideguards, or the Curve cushion. **Bolt On Adjustable Sling available through our Creative Mobility Division #20. Solid Seat available through Creative Mobility Division #16**)
☐ 6" (15.2cm) (Minimum Seat Depth B 12") ☐ 7" (17.8cm) (Minimum Seat Depth B 12")
☐ 8" (20.3cm) (Minimum Seat Depth B 13")**\$568**

FRONT SEAT HEIGHT C Measure from floor to top of seat tube at front edge of seat sling.

TFSH1 ☐ 15" (38.1cm) ☐ 16" (40.6cm) ☐ 16.5" (41.9cm) ☐ 17" (43.2cm) ☐ 17.5" (44.5cm)
☐ 18" (45.7cm) ☐ 18.5" (47cm) ☐ 19" (48.3cm) ☐ 19.5" (49.5cm) ☐ 20" (50.8cm)
☐ 20.5" (52.1cm) ☐ 21" (53.3cm).....**STD**

REAR SEAT HEIGHT D Measure from floor to top of seat tube at back post.

Rear Wheel Size	Rear Seat Height
20"	12.5"-21" (31.8-53.3 cm)
22"	13.5"-21" (34.3-53.3 cm)
24"	14.5"-21" (15" on AeroT/TRA) (36.8-53.3 cm)
25"	15.0"-21" (38.1-53.3 cm)
26"	15.5"-21" (38.1-53.3 cm)

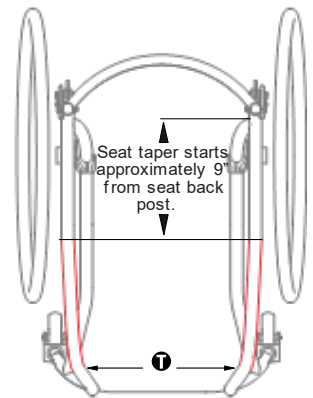
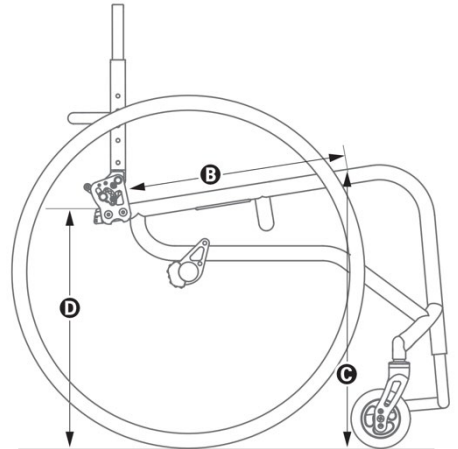
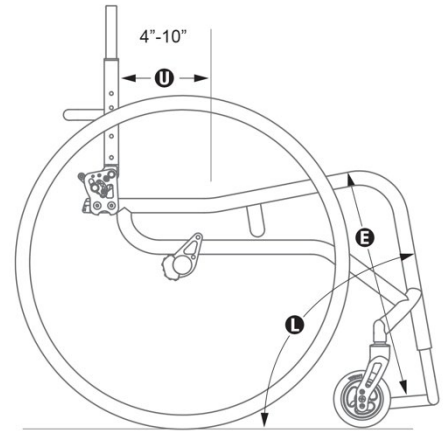
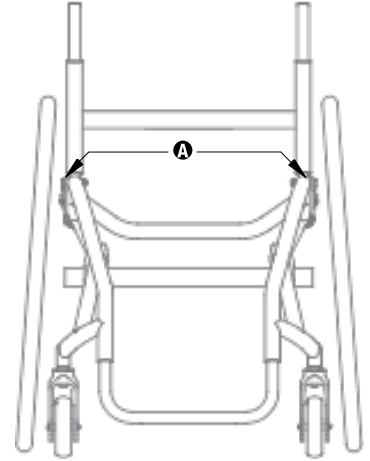
TRSH1 ☐ 12.5" (31.8cm) ☐ 13" (33cm) ☐ 13.5" (34.3cm) ☐ 14" (35.6cm) ☐ 14.5" (36.8cm)
☐ 15" (38.1cm) ☐ 15.5" (39.4cm) ☐ 16" (40.6cm) ☐ 16.5" (41.9cm) ☐ 17" (43.2cm)
☐ 17.5" (44.5cm) ☐ 18" (45.7cm) ☐ 18.5" (47cm) ☐ 19" (48.3cm) ☐ 19.5" (49.5cm)
☐ 20" (50.8cm)**STD**

FRONT ANGLE or OVERALL FRAME LENGTH Select one. If Overall Frame Length is selected, front angle will be bent to achieve requested length.

TFA1 ☐ 70° ☐ 75° ☐ 80° ☐ 85° **L** Measure from frame front to floor. (Not available with 6" Front Wheels.) ☐ 90° (Not available with 5" or 6" Front Wheels.).....**STD**
TFA2 ☐ Overall Frame Length **M** _____" Measure from front of backrest to Front Edge of Footrest.**NCO**

TiFit: TAILORED INDIVIDUALIZED FRAME

Options shown below are our most popular selections. **Not seeing what you want?** Contact customer service or visit our Creative Mobility Division (CMD) catalog [here](#) to view additional options.



TiLite T-Series Canadian Order Form

Effective Aug 2025 (New Items in Red)

DUAL-TUBE RIGID FRAME

Page 3 of 8

SEAT TO FOOTREST E/FOOTRESTS Measure from front edge of seat sling to top rear of footrest.

Standard Footrests Measurement must be at least 2" shorter than Front Seat Height C.

☐ 13.5" (34.3cm) ☐ 14" (35.6cm) ☐ 14.5" (36.8cm) ☐ 15" (38.1cm) ☐ 15.5" (39.4cm) ☐ 16" (40.6cm)
☐ 16.5" (41.9cm) ☐ 17" (43.2cm) ☐ 17.5" (44.5cm) ☐ 18" (45.7cm) ☐ 18.5" (47cm) ☐ 19" (48.3cm)

TFTR3 ☐ Angle Adjustable Footrest.....**STD**
 TFTR1 ☐ Titanium Footrest w/Flat ABS Cover.....**\$219**
 TFTR2 ☐ Titanium Open Loop Footrest.....**\$279**
 TFTR12 ☐ Angle Adjustable Flip-Back Footrest (Not available with ABS Cover with 2" Sides or Front Roller.).....**\$257**

High Mount Footrest

☐ 7"-9" ☐ 9"-11" ☐ 11"-13" Set at _____ (Use 1/2" increments)

TFTR4 ☐ Angle Adjustable High Mount Footrest.....**\$160**

☐ **Custom Two-Piece Flip Up Footplates** CMD 040. Please visit our CMD catalogue and specify footrest type and rigidizer bar placement in the Notes section of this order form. Some limitations may apply.

FOOTREST WIDTH I or V Select either a Standard Front End I if no Seat Taper

T is selected or a V-Front End V if a Seat Taper T is selected.

STANDARD FRONT END I Find your Rear Seat Width A in the Chart below and select one of the options to the right. Measure from inside of front frame tube to inside of opposite front frame tube.

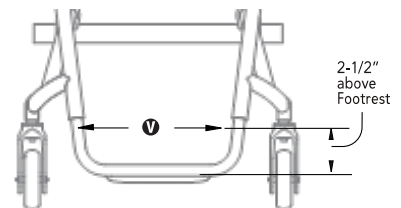
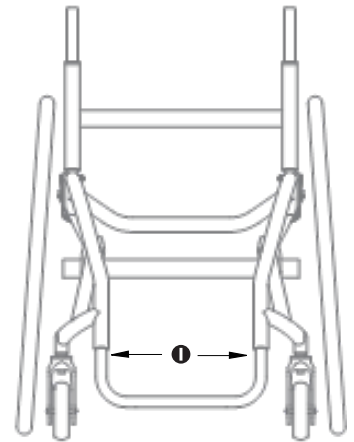
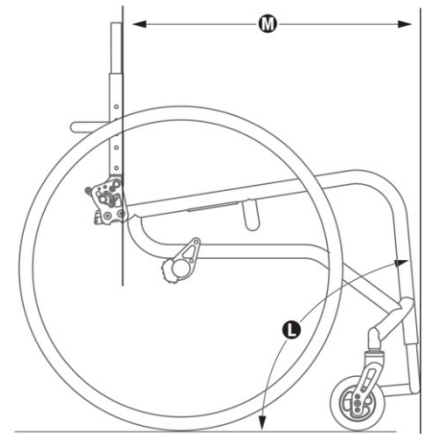
TFE1 ☐ **NO V-Front Taper**.....**STD**

REAR SEAT WIDTH A (Outside Measurement)	FOOTREST WIDTH I		
	No Taper (2" Narrower than Rear Seat Width)	2" Taper (4" Narrower than Rear Seat Width)	4" Taper (6" Narrower than Rear Seat Width)
12"	<input type="checkbox"/> 10"	<input type="checkbox"/> 8"	
13"	<input type="checkbox"/> 11"	<input type="checkbox"/> 9"	
14"	<input type="checkbox"/> 12"	<input type="checkbox"/> 10"	<input type="checkbox"/> 8"
15"	<input type="checkbox"/> 13"	<input type="checkbox"/> 11"	<input type="checkbox"/> 9"
16"	<input type="checkbox"/> 14"	<input type="checkbox"/> 12"	<input type="checkbox"/> 10"
17"	<input type="checkbox"/> 15"	<input type="checkbox"/> 13"	<input type="checkbox"/> 11"
18"	<input type="checkbox"/> 16"	<input type="checkbox"/> 14"	<input type="checkbox"/> 12"
19"	<input type="checkbox"/> 17"	<input type="checkbox"/> 15"	<input type="checkbox"/> 13"
20"	<input type="checkbox"/> 18"	<input type="checkbox"/> 16"	<input type="checkbox"/> 14"

V-FRONT END V Measure from inside of front frame tube to inside of opposite front frame tube 2-1/2" above footrest. (Titanium Footrests have 1" of adjustment up and down. Not available with Ergonomic Seat frames.)

TFE2 ☐ V-Front Taper.....**NCO**

☐ 9" (22.9cm) ☐ 10" (25.54m) ☐ 11" (27.9cm)
☐ 12" (30.5cm) ☐ 13" (33cm) ☐ 14" (35.6cm)
☐ 15" (38.1cm)



☐ **Custom Abducted Front Frame Width** CMD 008. (Adapted Footrest and/or Front Seat Width. Please specify desired front seat width and desired footrest width to the nearest 1/2" in the Notes section. Some limitations may apply.

BACK SUPPORTS

ROHO® AGILITY® ACTIVE ALUMINUM Contour Back Support

Shell Height ☐ 8" ☐ 10"

SBRS14 ☐ AGILITY Active Aluminum Min Contour with Foam.....**\$979**

SBRS15 ☐ AGILITY Active Aluminum Mid Contour with Foam.....**\$979**

ROHO® AGILITY® ACTIVE CARBON Contour Back Support (2x2 Twill Weave Carbon Fiber)

Shell Height ☐ 10" ☐ 13" ☐ 16"

☐ AGILITY Carbon Min Contour Back with Foam w/ Air Insert

SBRS7 Foam w/ Air Insert.....**\$1,253**

ACB1 AGILITY Active Carbon Upgrade (Not available with Bolt-on Push Handles).....**\$234**

Fixed Hardware (Not available with 18" Shell Height or Folding Chairs.).....**NCO**

☐ AGILITY Carbon Mid Contour Back with Foam w/ Air Insert

SBRS9 Foam w/ Air Insert.....**\$1,278**

ACB2 AGILITY Active Carbon Upgrade (Not available with Bolt-on Push Handles).....**\$221**

Fixed Hardware (Not available with 18" Shell Height or Folding Chairs.).....**NCO**

TiLite T-Series Canadian Order Form

Effective Aug 2025 (New Items in Red)

DUAL-TUBE RIGID FRAME

Page 4 of 8

COMFORT ACTA-EMBRACE® Back Support

Shell Height ☐ 10" ☐ 12" ☐ 14" ☐ 16"

SBRS16 ☐ Acta-Embrace Back with 2-PT Quick Release Compass Hardware.....\$840

CPSB1 ☐ Comfort Privacy Shield.....\$58

COMFORT ACTA-RELIEF Back Support

Shell Height ☐ 10" ☐ 12" ☐ 14" ☐ 16"

SBRS13 ☐ Acta-Relief Back with 2-PT Quick Release Compass Hardware.....\$1,061

CPSB1 ☐ Comfort Privacy Shield.....\$58

BACK UPHOLSTERY (Want more seating options? [Click here](#) to view the new TiLite Seating Order Form.)

TBUP2 ☐ Velcro Adjustable (Not available with Fold-Down Push Handles.).....STD

Tension Adjustable by Straps (Required with Fold-Down Push Handles.)

TBUP3 ☐ Padded Nylon.....\$454

TBUP5 ☐ AIR Breathable Upholstery (Not available with Ultrasuede Backrest Stripe.).....\$437

TUPC3 ☐ Ultrasuede Backrest Stripe ☐ Black.....\$116

TBUP0 ☐ Omit Back Upholstery.....NCO

TIFit: TAILORED INDIVIDUALIZED FRAME

Options shown below are our most popular selections. **Not seeing what you want?** Contact customer service or visit our Creative Mobility Division (CMD) catalog [here](#) to view additional options.

SEAT BACK TYPE/PUSH HANDLES/SEAT BACK HEIGHT F Measure from top of back post to top of seat tube at rear of frame.

TSB1 ☐ Folding Aluminum Adjustable Height Back (Required for Heavy Duty Frame.)..STD

TSB2 ☐ Folding Titanium Adjustable Height Back and Rounded Rigidizer Bar (Titanium back will match Frame Finish.).....\$323

TSB15 ☐ Non-Folding, Fixed Height Titanium with New Rounded Rigidizer Bar (Only available with TR. Titanium back will match Frame Finish. Not available with Push Handles.).....\$356

TISHAFT™ BACK RELEASE BARS (Not available with Non-Folding, Fixed Height Titanium Back.)

TSB3 ☐ Aluminum.....STD

TSB6 ☐ 2x2 Twill Weave Carbon Fiber.....\$94

PUSH HANDLES

TSB6 ☐ Integrated Push Handles.....NCO

TSB7 ☐ Integrated Fold-Down Push Handles (Requires Tension Adjustable by Straps Back Upholstery.).....\$126

TSB8 ☐ Bolt-On Push Handles (Includes 4" Deep Backrest Rigidizer Bar.).....\$219

TSB9 ☐ Bolt-On Height-Adjustable Push Handles (Includes 4" Deep Backrest Rigidizer Bar.).....\$449

FOLDING SEAT BACK HEIGHT F (TSB1 and TSB2)

Push Handles (Selected Above)	Short	Medium	Tall	Set at: (Use 1/2" increments)
None/ Bolt-On	<input type="checkbox"/> 8.5"-11.5"	<input type="checkbox"/> 12"-16.5"	<input type="checkbox"/> 16"-20.5"	Set at: _____
Integrated	<input type="checkbox"/> 10.5"-12.5"	<input type="checkbox"/> 13.5"-16.5"	<input type="checkbox"/> 17.5"-20.5"	Set at: _____
Integrated Fold-Down	<input type="checkbox"/> 13"-15.5"	<input type="checkbox"/> 14"-18.5"	<input type="checkbox"/> 18.5"-21"	Set at: _____

NON-FOLDING, FIXED-HEIGHT F TITANIUM SEAT BACK with New Rounded Rigidizer Bar (TSB15) (Titanium back will match Frame Finish. Required for fixed Side Guards. Not available with Swing Away Tubular or Swing Away - Flip Back Tubular Armrests and Integrated Push Handles, Integrated Fold-Down Push Handles or Bolt-On Height Adjustable Push Handles.)

<input type="checkbox"/> 5" (12.7cm)	<input type="checkbox"/> 5.5" (14cm)	<input type="checkbox"/> 6" (15.2cm)	<input type="checkbox"/> 6.5" (16.5cm)	<input type="checkbox"/> 7" (17.8cm)	<input type="checkbox"/> 7.5" (19.1cm)	<input type="checkbox"/> 8" (20.3cm)
<input type="checkbox"/> 8.5" (21.6cm)	<input type="checkbox"/> 9" (22.9cm)	<input type="checkbox"/> 9.5" (24.1cm)	<input type="checkbox"/> 10" (25.4cm)	<input type="checkbox"/> 10.5" (26.7cm)	<input type="checkbox"/> 11" (27.9cm)	<input type="checkbox"/> 11.5" (29.2cm)
<input type="checkbox"/> 12" (30.5cm)	<input type="checkbox"/> 12.5" (31.8cm)	<input type="checkbox"/> 13" (33cm)	<input type="checkbox"/> 13.5" (34.3cm)	<input type="checkbox"/> 14" (35.6cm)	<input type="checkbox"/> 14.5" (36.8cm)	<input type="checkbox"/> 15" (38.1cm)
<input type="checkbox"/> 15.5" (39.4cm)	<input type="checkbox"/> 16" (40.6cm)	<input type="checkbox"/> 16.5" (41.9cm)	<input type="checkbox"/> 17" (43.2cm)	<input type="checkbox"/> 17.5" (44.5cm)	<input type="checkbox"/> 18" (45.7cm)	<input type="checkbox"/> 18.5" (47cm)
<input type="checkbox"/> 19" (48.3cm)	<input type="checkbox"/> 19.5" (49.5cm)	<input type="checkbox"/> 20" (50.8cm)				

AVAILABLE ON ALL BACKS

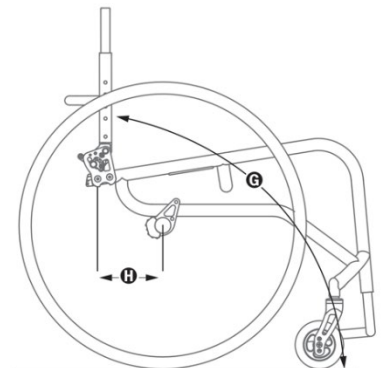
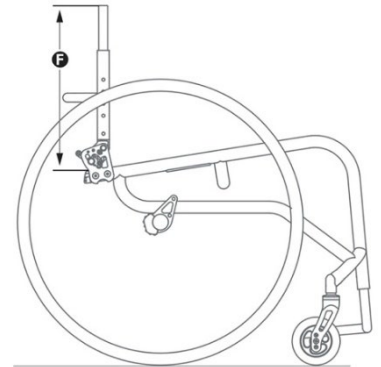
TSB11 ☐ Backrest that Locks when Folded (Not available with Ergonomic Seat.).....STD

TSB12 ☐ 4" Deep Backrest Rigidizer Bar (Not available with a Non-Folding, Fixed Height Titanium Seat Back Type. 4" Deep Rigidizer Bar is NOT a rounded style rigidizer bar.).....NCO

SEAT BACK ANGLE G Measure angle from front of back post to floor.

TSBA1 **Folding Back**
☐ 80° ☐ 83° ☐ 86° ☐ 89° ☐ 92° ☐ 95° ☐ 98° ☐ 101°.....STD

TSBA1 **Non-Folding Back**
☐ 80° ☐ 81° ☐ 82° ☐ 83° ☐ 84° ☐ 85° ☐ 86° ☐ 87° ☐ 88° ☐ 89° ☐ 90°
☐ 91° ☐ 92° ☐ 93° ☐ 94° ☐ 95° ☐ 96° ☐ 97° ☐ 98° ☐ 99° ☐ 100° ☐ 101°..NCO



TiLite T-Series Canadian Order Form

Effective Aug 2025 (New Items in Red)

DUAL-TUBE RIGID FRAME

Page 5 of 8

CENTER OF GRAVITY H Measure from front of back post at the seat tube to the center of the rear axle. If no center of gravity is selected, chair will ship with the center of gravity in the rearward-most position.

TCOG1 ☐ 1" (2.5cm) ☐ 1.25" (3.2cm) ☐ 1.5" (3.8cm) ☐ 1.75" (4.4cm) ☐ 2" (5.1cm)
☐ 2.25" (5.7cm) ☐ 2.5" (6.4cm) ☐ 2.75" (7cm) ☐ 3" (7.6cm) ☐ 3.25" (8.3cm)
☐ 3.5" (8.9cm) ☐ 3.75" (9.5cm) ☐ 4" (10.2cm) ☐ 4.25" (10.8cm) ☐ 4.5" (11.4cm)
☐ 4.75" (12.1cm) ☐ 5" (12.7cm).....**STD**

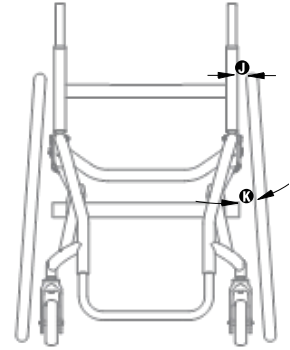
REAR WHEEL SPACING J/PLUGS Measure from outside of seat back post to inside of rear tire. 0.5" Rear Wheel Spacing on TR not available with 0° or 2° Camber. TRA 0.75" Rear Wheel Spacing not available with 0° or 2° Camber K. Ergonomic Seat selection may limit available center of gravity.

TRWS1 ☐ .75" ☐ 1" ☐ 1.25".....**STD**

TCBR12 ☐ Adjustable Rear Wheel Spacing Camber Plugs (Not available with Power Adaptable Frame.).....**STD**

TCBR9 ☐ Additional Spacers to Increase Rear Wheel Spacing.....**NCO**

TCBR11 ☐ Zero Play Aluminum Camber Plugs (Not available with Power Adaptable Frame or more than 6° of Camber K.).....**NCO**



SEAT UPHOLSTERY

ZSUP1 ☐ Tension Adjustable Bolt On (Not available with Ergonomic Seat or Tapered Seat T. Black only.).....**STD**

ZSUP2 ☐ Tension Adjustable by Straps (Standard with Ergonomic Seat and Front Seat Width (Seat Taper) T of 1", 2" or 3". Black upholstery only.).....**\$203**

ZSUP8 ☐ Aluminum Solid Seat (Not available with 10" or 11" Rear Seat Width A or Ergonomic Seat U.).....**\$312**

ZSUP0 ☐ Omit Seat.....**NCO**

☐ **Custom iSleeve** CMD 018. Please provide sleeve width and depth (in inches) in the Notes section at the end of this order form (add 1" to device depth and ¼" to width). Some limitations may apply.

SEAT CUSHION (Want more seating options? [Click here](#) to view the new TiLite Seating Order Form.)

TCSH2 ☐ Comfort Curve Cushion (Stretch-Air cover).....**\$150**

TCSH23 ☐ Comfort Acta-Embrace™ Comfort-Tek Zero Elevation Cushion.....**\$522**

TCSH11 ☐ ROHO® Single Compartment (Fits seat widths 14" to 19") Profile: ☐ Low ☐ Mid ☐ High.....**\$711**

TCSH14 ☐ ROHO® QUADTRO SELECT® Cushion (Fits seat widths 14" to 19") Profile: ☐ Low ☐ Mid ☐ High.....**\$711**

TCSH16 ☐ ROHO® Hybrid Select (Fits seat widths 14" to 18", and 20").....**\$756**

CAMBER K/CAMBER TUBES

TCBR1 ☐ 0° ☐ 2° ☐ 4° ☐ 6° (8° of Camber K may be available through our Creative Mobility Division.).....**STD**

TCBR15 ☐ Aluminum Camber Tube.....**STD**

TCBR3 ☐ Titanium Camber Tube (Not available with Power Adaptable Frame.).....**\$236**

CUSTOM CONFIGURATION OPTIONS

FRONT WHEELS

TFW24 ☐ 3"x1.4" LiteSpeed-7 Billet Aluminum Wheel w/Soft Roll Tire ☐ Silver Hub **OR** ☐ Black Hub.....**\$197**

TFW14 ☐ 4"x.75" Plastic Wheel w/Poly Tire (Not available with Slipstream Fork, Glide™ Single-Sided Fork or Power Adaptable Frame.).....**NCO**

TFW3 ☐ 4"x.75" Light-Up Micro-Caster (Not available with Slipstream Fork, Glide™ Single-Sided Fork or Power Adaptable Frame.).....**\$88**

TFW26 ☐ 4"x1.4" LiteSpeed-7 Plastic Wheel w/Soft Roll Tire (Not available with Power Assist, Power Add-on System or Heavy Duty Frame.).....**\$104**

TFW27 ☐ 4"x1.4" LiteSpeed-7 Billet Aluminum Wheel w/Soft Roll Tire ☐ Silver Hub **OR** ☐ Black Hub.....**\$208**

TFW6 ☐ 5"x1" Plastic Wheel w/Poly Tire (Not available with 90° Front Angle L, Slipstream Fork, Glide™ Single-Sided Fork or Power Adaptable Frame.).....**NCO**

TFW28 ☐ 5"x1.4" LiteSpeed-7 Plastic Wheel w/Soft Roll Tire (Not available with 90° Front Angle L or Power Adaptable Frame.).....**\$104**

TFW30 ☐ 5"x1.4" LiteSpeed-7 Billet Aluminum Wheel w/Soft Roll Tire ☐ Silver Hub **OR** ☐ Black Hub (Not available with 90° Front Angle L.).....**\$274**

TFW9 ☐ 6"x1" Plastic Wheel w/Poly Tire (Not available with 85° or 90° Front Angle L, Slipstream Fork, Glide™ Single-Sided Fork or Power Adaptable Frame.).....**NCO**

TFW32 ☐ 6"x1.4" LiteSpeed-7 Plastic Wheel w/Soft Roll Tire (Not available with 85° or 90° Front Angle L, Slipstream Fork, Glide™ Single-Sided Fork or Power Adaptable Frame.).....**\$110**

TFW33 ☐ 6"x1.4" LiteSpeed-7 Billet Aluminum Wheel w/Soft Roll Tire ☐ Silver Hub **OR** ☐ Black Hub (Not available with 85° or 90° Front Angle L, Slipstream Fork, Glide™ Single-Sided Fork.).....**\$274**

PRECISION LOCK FRONT FORKS

TFK1 ☐ TiLite Standard Fork.....**STD**

TFK2 ☐ TiLite Slipstream Single-Sided Fork (Not available with Power Adaptable Frame.).....**\$203**

ZGL1 ☐ Glide™ Suspension Fork (Black anodize only. Not available with Heavy Duty Frame.).....**\$596**

Rider's Weight: ☐ 125 lbs. ☐ 125-180 lbs. ☐ 180-265 lbs.

TTFS1 ☐ Titanium Fork Stem.....**\$66**

TiLite T-Series Canadian Order Form

Effective Aug 2025 (New Items in Red)

DUAL-TUBE RIGID FRAME

Page 6 of 8

STANDARD REAR WHEELS (See Rear Seat Height Ranges Chart for Rear Seat Height D limitations.)

TRW14	TiLite SHADOW™.....	STD
	<input type="checkbox"/> 20"(451)	
	<input type="checkbox"/> 22"(501)	
	<input type="checkbox"/> 24"(540)	
	<input type="checkbox"/> 25"(559) (Requires 15" minimum Seat Depth B.)	
	<input type="checkbox"/> 26"(590) (Requires 15" minimum Seat Depth B.)	

PERFORMANCE REAR WHEELS (See Rear Seat Height Ranges Chart for Rear Seat Height D limitations.)

TRW7	Spinergy SPOX <input type="checkbox"/> Black <input type="checkbox"/> Red <input type="checkbox"/> Blue <input type="checkbox"/> White <input type="checkbox"/> Orange <input type="checkbox"/> Pink <input type="checkbox"/> Purple <input type="checkbox"/> Green (Orange, Pink, Purple And Green only available in 20" size.).....	\$983
	<input type="checkbox"/> 20"(451) - Std. Hub	
	<input type="checkbox"/> 22"(501) - Std. Hub	
	<input type="checkbox"/> 24"(540) - Std. Hub	
	<input type="checkbox"/> 25"(559) - Std. Hub (Requires 15" minimum Seat Depth B.)	
	<input type="checkbox"/> 26"(590) - Std. Hub (Requires 15" minimum Seat Depth B.)	
TRW8	Spinergy LX <input type="checkbox"/> Black <input type="checkbox"/> Red <input type="checkbox"/> Blue <input type="checkbox"/> White <input type="checkbox"/> Bright Orange <input type="checkbox"/> Flamingo Pink <input type="checkbox"/> Purple <input type="checkbox"/> Green.....	\$1153
	<input type="checkbox"/> 22"(501) - Std. Hub	
	<input type="checkbox"/> 24"(540) - Std. Hub	
	<input type="checkbox"/> 25"(559) - Std. Hub (Requires 15" minimum Seat Depth B.)	
	<input type="checkbox"/> 26"(590) - Std. Hub (Requires 15" minimum Seat Depth B. Not available with Quad Release Axles.)	
ZRW9	Spinergy Design Lab LX Wheels (Available with black spokes only.)	
	<input type="checkbox"/> Gold Anodize <input type="checkbox"/> Green Anodize <input type="checkbox"/> Blue Anodize <input type="checkbox"/> Red Anodize <input type="checkbox"/> Purple Anodize <input type="checkbox"/> Orange Anodize.....	\$1928
	<input type="checkbox"/> 22"(501) - Std. Hub	
	<input type="checkbox"/> 24"(540) - Std. Hub	
	<input type="checkbox"/> 25"(559) - Std. Hub (Requires 15" minimum Seat Depth B.)	
	<input type="checkbox"/> 26"(590) - Std. Hub (Requires 15" minimum Seat Depth B.)	
ZRW16	Spinergy® Carbon Blade with 2x2 Twill Weave Carbon Fiber (Not available with Heavy Duty Frame.).....	\$1682
	<input type="checkbox"/> 24"(540)	
	<input type="checkbox"/> 25"(559) (Requires 15" minimum Seat Depth B.)	
TRW17	X-Core Mag (Not available with Heavy Duty Frame, Short Tabs, Quad Release Axles, Spoke Guards or Omit Handrims Option. Requires Aluminum Silver Anodized Handrims.).....	\$121
	<input type="checkbox"/> 20"(451)	
	<input type="checkbox"/> 22"(501)	
	<input type="checkbox"/> 24"(540)	

AXLES

TAXL1	<input type="checkbox"/> Stainless Quick Release.....	STD
TAXL2	<input type="checkbox"/> Titanium Quick Release.....	\$318
TAXL3	<input type="checkbox"/> Quad Release (Not available with Mag or 26"(590) Spinergy Spox or LX Rear Wheels.).....	\$187

PNEUMATIC REAR TIRES

TRTR1	<input type="checkbox"/> Treaded 22"(501), 24"(540), and 26"(590).....	STD
TRTR2	<input type="checkbox"/> Airless Inserts (Not available with Spinergy Carbon Blade Rear Wheels.).....	\$99
TRTR31	<input type="checkbox"/> MBL SpeedLite 20"(451), 22"(501), 24"(540), 25"(559) and 26"(590).....	STD
TRTR30	<input type="checkbox"/> 24"(540), 25"(559) and 26"(590) Primo Sentinel.....	\$175
TRTR8	<input type="checkbox"/> 24"(540), 25"(559) and 26"(590) Schwalbe® Marathon Plus Evolution.....	\$170
TRTR32	<input type="checkbox"/> 24"(540) Primo C-763 Knobby.....	\$106

SOLID REAR TIRES (Not available with Spinergy Carbon Blade Rear Wheels.)

TRTR22	<input type="checkbox"/> 20"(451), 22"(501), 24"(540) and 25"(559) Primo Orion.....	\$121
TRTR23	<input type="checkbox"/> 24"(540) and 25"(559) Primo Active.....	\$148

HANDRIMS

TRIM1	<input type="checkbox"/> Aluminum – Silver Anodized.....	STD
TRIM21	<input type="checkbox"/> Aluminum – Black Anodized.....	\$66
TRIM12	<input type="checkbox"/> Titanium – Satin Finish (Not available with 20"(451) or 22"(501) Rear Wheels, or 24"(540) Knobby tires.).....	\$536
TRIM10	<input type="checkbox"/> The Surge (All-In-One Oval with Gription™ Strip, Larger Profile) (Not available with 20"(451) Rear Wheels.).....	\$476
TRIM11	<input type="checkbox"/> The Surge LT (All-In-One Oval with Gription™ Strip, Smaller Profile) (Not available with 20"(451) Rear Wheels.).....	\$514
TRIM20	<input type="checkbox"/> Q-Grip (Exclusive High-Friction, Anti-Slip Coating) (Not available with 20"(451) Rear Wheels.).....	\$410
The Natural-Fit® (Original, Larger Profile) (Not available with 20"(451) Rear Wheels.)		
TRIM14	<input type="checkbox"/> Standard Grip (Not available with Short Tabs or Spinergy Carbon Blade Rear Wheels.).....	\$454
TRIM15	<input type="checkbox"/> Super Grip (Not available with Short Tabs or Spinergy Carbon Blade Rear Wheels.).....	\$514
TRIM16	<input type="checkbox"/> Without Thumb Grip.....	\$415

The Natural-Fit® LT (Reduced Weight, Smaller Profile) (Not available with 20"(451) Rear Wheels.)

TRIM17	<input type="checkbox"/> Standard Grip (Not available with Short Tabs or Spinergy Carbon Blade Rear Wheels.).....	\$546
TRIM18	<input type="checkbox"/> Super Grip (Not available with Short Tabs or Spinergy Carbon Blade Rear Wheels.).....	\$585
TRIM19	<input type="checkbox"/> Without Thumb Grip.....	\$503

TiLite T-Series Canadian Order Form

Effective Aug 2025 (New Items in Red)

DUAL-TUBE RIGID FRAME

Page 7 of 8

Additional Handrim Options

TRIM5	<input type="checkbox"/> Plastic Coated – Black	\$175
TRIM22	<input type="checkbox"/> Omit Handrims	NCO

Tab Length

TRIM7	<input type="checkbox"/> Long Tabs	STD
TRIM8	<input type="checkbox"/> Short Tabs (Not available with Mag Rear Wheels or The Natural-Fit® Handrims with Thumb Grip.)	\$39

WHEEL LOCKS

TWLK7	<input type="checkbox"/> Compact Composite Push to Lock (Available with .75" to 1.5" Rear Wheel Spacing) only.)	NCO
TWLK8	<input type="checkbox"/> Compact Composite Pull to Lock (Available with .75" to 1.5" Rear Wheel Spacing) only.)	NCO
TWLK10	<input type="checkbox"/> Extension Handles for Compact Composite Push/Pull to Lock	\$94

Additional Wheel Locks

TWLK11	<input type="checkbox"/> MBL Composite Scissor Lock	\$225
TWLK3	Uni-Lock Set At: <input type="checkbox"/> Push OR <input type="checkbox"/> Pull	\$181
TWLK4	<input type="checkbox"/> Extension Handles for Uni-Lock	\$94
TWLK15	<input type="checkbox"/> Grade Aids Push to Lock (Not available with solid rear tires)	\$252

CUSTOM CONFIGURATION OPTIONS

SIDE GUARDS

Aluminum

TSDG2	<input type="checkbox"/> Rigid Removable	<input type="checkbox"/> Small OR <input type="checkbox"/> Std	\$318
TSDG3	<input type="checkbox"/> Quad Removable w/Hole	<input type="checkbox"/> Small OR <input type="checkbox"/> Std	\$345
TSDG4	<input type="checkbox"/> Fold Down Rigid	<input type="checkbox"/> Small OR <input type="checkbox"/> Std (Not available with Ergonomic Seat.)	\$410
TSDG6	<input type="checkbox"/> Fendered Adjustable (Available with 24" and 25" Rear Wheels. Requires Rear Seat Height D of 14.5" to 18.5".)		\$437

2x2 Twill Weave Carbon Fiber

TSDG7	<input type="checkbox"/> Rigid Removable	<input type="checkbox"/> Small OR <input type="checkbox"/> Std	\$372
TSDG8	<input type="checkbox"/> Quad Removable w/Hole	<input type="checkbox"/> Small OR <input type="checkbox"/> Std	\$410
TSDG9	<input type="checkbox"/> Fold Down Rigid	<input type="checkbox"/> Small OR <input type="checkbox"/> Std (Not available with Ergonomic Seat or Carbon Edition.)	\$558
TSDG12	<input type="checkbox"/> Fendered Removable		\$650

Available on Aluminum and Carbon Fiber Non-Fendered Side Guards

TSDG13	<input type="checkbox"/> Side Guards Custom Cut to Profile of Rear Wheels	\$345
--------	---	-------

☐ **Custom Offset Profiled Sideguards (Removable or Fold-Down) CMD 007.** Please specify desired offset to nearest $\pm\frac{1}{2}$ " (e.g., ± 0.50 ") and sideguard type (rigid or fold-down) in the Notes section of the order form. Sideguard material must be selected. Some limitations may apply.

ARMRESTS (Desk Arms come with built-in Side Guards.)

TARM1	Swing Away Tubular <input type="checkbox"/> 6.5" to 9.5" OR <input type="checkbox"/> 9.5" to 12.5" (Not Available with Non-Folding, Fixed Height Titanium Seat Back or Height Adjustable Push Handles.)	\$284
TARM4	<input type="checkbox"/> Swing Away - Flip Back Tubular 8.5" to 11.5" (Not Available with Non-Folding, Fixed Height Titanium Seat Back.)	\$345
TARM2	Removable Height Adjustable Desk Arm with Rigid Side Guard (Requires 14" minimum Seat Depth B. Not available with Ergonomic Seat.)	\$394
	<input type="checkbox"/> 9" to 12" OR <input type="checkbox"/> 12" to 15"	
TARM3	<input type="checkbox"/> Standard Length Pad (10") OR <input type="checkbox"/> Full Length Pad (14")	
	Removable Height Adjustable Desk Arm with Rigid Side Guard and Transfer Loop (Requires 15" minimum Seat Depth B. Not Available with Ergonomic Seat.)	\$410
	<input type="checkbox"/> 9" to 12" OR <input type="checkbox"/> 12" to 15"	
	<input type="checkbox"/> Standard Length Pad (10") OR <input type="checkbox"/> Full Length Pad (14")	

Available Armrest Option

TARM5	<input type="checkbox"/> Covered in Black Ultrasuede (Not available with Desk Arms)	\$126
-------	---	-------

SEAT BELTS

TBLT1	<input type="checkbox"/> Velcro Adjustable, Black Nylon Webbing	\$61
TBLT2	<input type="checkbox"/> Bodypoint® 2" Push-Button Buckle (Auto-Style.)	\$104
TBLT4	<input type="checkbox"/> Bodypoint® 1" Wide Push-Button Buckle Padded (Auto-Style.) (Not available with 19" or 20" Rear Seat Widths A.)	\$187
TBLT5	<input type="checkbox"/> Bodypoint® 1.5" Wide Push-Button Buckle Padded (Auto-Style.) (Not available with 19" or 20" Rear Seat Widths A.)	\$187
TBLT10	<input type="checkbox"/> Bodypoint® Optional Band Clamp Mounting Hardware	\$22
TBLT16	<input type="checkbox"/> Bodypoint® EvoFlex® Pelvic Stabilizer Push Button	\$263

CALF STRAP

TCLF2	Velcro Adjustable	\$50
	<input type="checkbox"/> Xtra Small (Recommended for 6" - 9" Footrest Widths.)	
	<input type="checkbox"/> Small (Recommended for 9" - 12" Footrest Widths.)	
	<input type="checkbox"/> Medium (Recommended for 11" - 15" Footrest Widths.)	
	<input type="checkbox"/> Large (Recommended for 14" - 17" Footrest Widths.)	
	<input type="checkbox"/> Xtra Large (Recommended for 16" - 19" Footrest Widths.)	

TiLite T-Series Canadian Order Form

Effective Aug 2025 (New Items in Red)

DUAL-TUBE RIGID FRAME

Page 8 of 8

TCLF3	Bodypoint® Padded Velcro Adjustable.....	\$88
	<input type="checkbox"/> Medium (Recommended for 11"- 15" Footrest Widths.)	
	<input type="checkbox"/> Large (Recommended for 16"- 19" Footrest Widths.)	
TCLF1	<input type="checkbox"/> Buckle Adjustable, Black Nylon Webbing.....	\$34

RESIDUAL LIMB SUPPORT

TRSL1	<input type="checkbox"/> Residual Limb Support <input type="checkbox"/> Left OR <input type="checkbox"/> Right (8" width x 10" length).....	\$563
TRSL2	<input type="checkbox"/> Residual Limb Support Pair (8" width x 10" length).....	\$1126

BACKPACK

TBCK3	<input type="checkbox"/> Black Permobil Backpack.....	\$104
-------	---	-------

SEAT POUCH

TPCH3	<input type="checkbox"/> Black Permobil Seat Pouch.....	\$66
TPCH4	<input type="checkbox"/> Bodypoint® Mobility Bag.....	\$143

SPOKE GUARDS

TGRD1	<input type="checkbox"/> Clear (Not available with Mag Rear Wheels.).....	\$148
-------	---	-------

CUSTOM CONFIGURATION OPTIONS

ANTI-TIPS

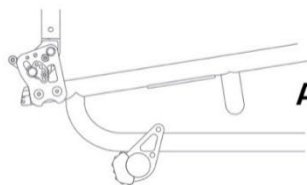
TTIP1	<input type="checkbox"/> Rear Aluminum - Black.....	\$214
	<input type="checkbox"/> Black Aluminum Single.....	\$110
Mount on <input type="checkbox"/> Left Side or <input type="checkbox"/> Right Side.....		NCO
TTIP2	<input type="checkbox"/> User Friendly Flip-up (Not available with Frog Legs® Rear Suspension.).....	\$394
ZTIP8	<input type="checkbox"/> User Friendly Flip-up Single.....	\$187
Mount on <input type="checkbox"/> Left Side or <input type="checkbox"/> Right Side.....		NCO

ACCESSORIES

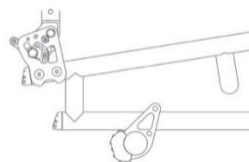
TUEST1	Upper Extremity Support Tray <input type="checkbox"/> 12" to 14" OR <input type="checkbox"/> 13" to 15" Seat Widths A (Requires Armrests.).....	\$318
TLUG1	<input type="checkbox"/> Luggage Carriers.....	\$160
TMPCT2	Neoprene Impact Guards with Ultrasuede Stripe <input type="checkbox"/> Black.....	\$116
TCH1	<input type="checkbox"/> Crutch Holder.....	\$160

FRAME NOTES

The rear frame for a TR will be square when the Center of Gravity H measurement is less than 3.5". Aero T and TRA will always be a Rounded Rear Frame.



A. Round rear frame



B. Square rear frame

GENERAL

More options and frame modifications may be available through our Creative Mobility Division! Please contact customer service for details or [click here](#) to view options.

Permobil manufactures TiLite manual wheelchairs in a wide variety of configurations to meet the varied needs of wheelchair users. The final selection of a particular model, its options and accessories, and its measurements rests solely with the wheelchair user and advising healthcare professional. These wheelchairs must be fitted by a qualified healthcare professional.

Get the latest order forms at permobilus.com. Prices, standard features, options and accessories are subject to change without notice. All rights reserved. Trademarks are identified by symbols™ and ®. TiLite, TiFit, the TiLite logo, Ti, the Ti logo, and TiShaft are registered trademarks of TiSport, LLC and are licensed to Permobil. Permobil® is a registered trademark of Permobil. Adobe®, Acrobat®, Acrobat Professional® and Reader® are registered trademarks of Adobe Systems Inc. Bodypoint® is a registered trademark of Bodypoint Inc. Kenda® is a registered trademark of Kenda Rubber Industrial Co. Ltd. ROHO®, AGILITY®, Low Profile® and Quadro Select® are registered trademarks of ROHO Inc. Schwalbe® is a registered trademark of Ralf Bohle GmbH. The Natural-Fit® and Out-Front® are registered trademarks of Three Rivers Holdings, LLC. The ACTA-BACK®, ACTA-EMBRACE™, COMFORT-TEK™, COMPASS®, CURVE®, ELEMENTS®, and STRETCH AIR™ are registered trademarks of THE COMFORT COMPANY® and are licensed to Permobil. Q'Straint® is a registered trademark of Q'Straint Inc.

NOTES

QUOTE THIS CHAIR

If you are using Adobe Acrobat, this order form may be converted into a quote request or into an order by clicking one of the buttons (this feature is available exclusively to Permobil dealers and distributors). A Quote or an Order Confirmation will be sent to you within 24 hours.

ORDER THIS CHAIR