

TiLite® X

Aluminum folding manual wheelchair



permobil

TiLite® Z

Aluminum rigid manual wheelchair



It's your TiLite

Introducing TiLite X and TiLite Z: truly personalized mobility with over 1 billion possible configurations and streamlined assembly, without compromising our signature quality and best-in-class performance.

With reduced transport weights and ultimate adjustability, these chairs are sure to adapt to your changing seating and mobility needs.



Performance comes standard

Made just for you

Tension adjustable by strap seat sling

Easier than ever to adjust

Precision Lock caster adjustment

Composite SoftRoll casters standard



Performance comes standard



New flip-back or removable T-style armrest

Reinforced Aluminum Push/Pull wheel locks standard

Re-designed frame and cross brace for best-in-class transport weight and performance

GearLock caster adjustment

Composite SoftRoll casters standard


Tailored, unmatched, dependable

- Result of 25 years of experience and 3 years of development through collaboration with industry experts.
- Individually built, just for you.
- Stronger, lighter, and faster than ever.




Frame colors


High gloss paint




Matte textured paint




Candy paint



Metallic paint



Matte paint



Pearlescent paint



Component colors (TiLite Z only)

Anodized



Specifications

	TiLite Z	TiLite X
Transport weight*	11.3 lb.	12.1 lb.
Frame material	Aluminum	Aluminum
Seat width	12" - 20"	14" - 22"
Seat depth	12" - 20"	14" - 20"
Front seat height	16" - 21"	13.5" - 20.5"
Rear seat height	13" - 20"	13" - 20"
Front frame angle	75°, 80°, 85°, or 90°	Swing Away 70°, 80°, 85°
Seat back height	9" - 20.5"	12" - 20.5"
Camber	0°, 2°, 4°, or 6°	0°, 2°, or 4°
Center of gravity	5"	4"
Backrest angle	80° - 101°	80° - 101°
Weight limit	275 lb.	Standard - 300 lb. Heavy Duty - 350 lb.
Warranty	Limited	Limited



Configure now at the Permobil Store

Transport weight is calculated based on a 16" x 16" seat dimension with 0 degrees of camber, 4" Poly casters, Comfort Company Compass 4 hardware, and standard seat upholstery. Wheel locks, and all items that can be removed without tools, such as anti-tippers, swing-away footrests, armrests, rear wheels, side guards, and seating products are excluded.